



GREATER CHINA FUND

DECEMBER 2011

SUMMARY FUND OBJECTIVE

The investment objective of the Fund is to achieve long-term capital appreciation through investment principally in listed equity securities of companies operating in China (including Hong Kong). The Fund may also invest in companies in Korea, Singapore and Taiwan. Structure: US-registered closed-ended investment company. The Fund is managed by Baring Asset Management (Asia) Limited. (Please refer to the Prospectus for the full investment objective and policy.)

FUND INFORMATION ¹

Fund Manager	Agnes Deng
Fund Type	Closed-Ended Investment Company (non UCITS)
Total Fund size (Mn)	US\$273.63
Launch Date	July 1992
NAV price ³	US\$11.28
Mid-Price	US\$10.07
Discount to NAV	10.73%
Listing	New York SE
Min Investment	N/A
Min Subsequent Inv	N/A
Management Charges	1.15% on the first US\$250mn, 0.75% thereafter
Performance Fee	None
Year end	31st December
ISIN	US39167B1026
Bloomberg Code	GCH:UN
Lipper ID	3396
Benchmark Index ²	MSCI Golden Dragon (since October 2011)
Morningstar Rating	

MANAGER'S COMMENTS

Performance Summary

The benchmark index rebounded at the beginning of the month as policy risk was expected to moderate. However the index fell again towards the end of the year amid concern in earnings growth. A slump in China's housing price also fuelled the negative sentiment. Sector wise, Financials sector was the best performer during the month, followed by Information Technology and Industrials sectors. In terms of Fund performance, stock selection in Information Technology stocks detracted from performance, although Consumer Staples added value.

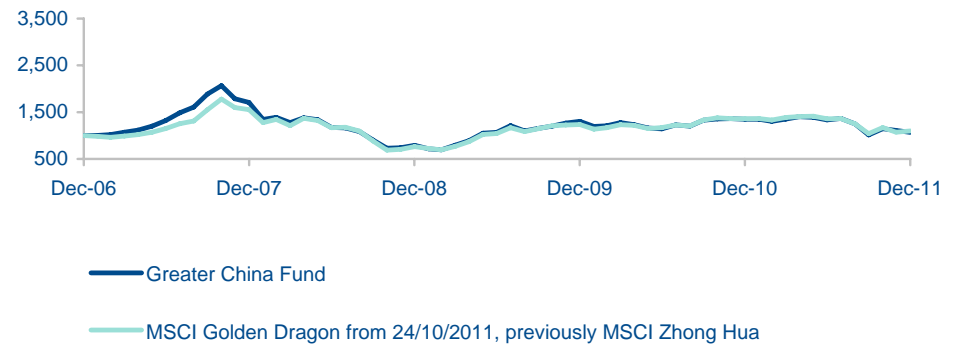
Strategy / Portfolio Positioning

We added some railway infrastructure names as we expect the investment on railway will resume after the halt for a year post the high speed rail accident. We also added some gas companies as we see resume of M&A activities. We bought some gold/jewellery retail companies as gold price is at a relatively low level and we expect limited downside. We remain positive on companies in the consumer sector, which should benefit from the government's pro-consumption policies, stable demand and strong economic growth.

Market Outlook

The market moved sideways in December on low volume. We believe Inflation and policy risk should start to moderate. The government's pro-growth policies will also make the SME sector, especially mid-caps, deserving of renewed interest going into 2012. Our strategy will focus on the high conviction companies which we believe can deliver sustainable earnings growth in the coming years, especially the companies with strong balance sheet and robust cash flow. We will selectively add to positions in these companies which are oversold in the latest sell off.

HISTORIC PERFORMANCE ² (CASH VALUE OF US\$1000)



Past performance is no indication of current or future performance. The performance data does not take account of the commissions and costs incurred or the issue and redemption of shares. The chart shown above should be viewed in conjunction with the rolling 12 month performance table below.

CALENDAR YEAR PERFORMANCE (US\$) ²

% Change	Fund	Index
2011	-19.7	-18.9
2010	+3.4	+10.0
2009	+65.8	+62.0
2008	-53.7	-50.9
2007	+70.9	+55.3

ROLLING 12 MONTH PERFORMANCE (US\$) ²

% Change	Fund
31 December 2010 - 31 December 2011	-19.7
31 December 2009 - 31 December 2010	+3.4
31 December 2008 - 31 December 2009	+65.8
31 December 2007 - 31 December 2008	-53.7
31 December 2006 - 31 December 2007	+70.9

PERFORMANCE (US\$) ²

% Change	Fund	Index
1 month	-2.3	+2.5
3 months	+6.8	+5.7
YTD	-19.7	-18.9
1 year	-19.7	-18.9

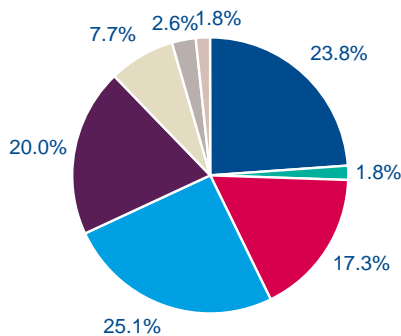
ANNUALISED PERFORMANCE (US\$) ²

% Change	Fund	Index
3 years annualised	+11.3	+13.1
5 years annualised	+1.8	+2.0
10 years annualised	+14.0	+10.9
SI annualised	+8.2	-1.5

Index return source: MSCI

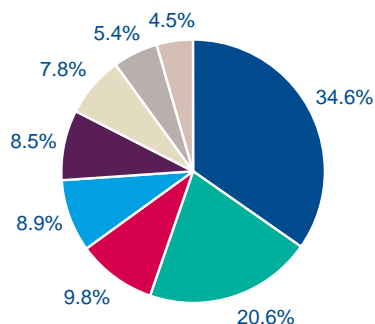
www.greaterchinafund.com

COUNTRY BREAKDOWN ¹



- H Shares = 23.8%
- A Shares = 1.8%
- Red-Chips = 17.3%
- Hong Kong = 25.1%
- Taiwan = 20.0%
- Others - Listed in HK = 7.7%
- Others - Listed outside HK = 2.6%
- Cash = 1.8%

FUND BREAKDOWN ¹



- Financials = 34.6%
- Information Technology = 20.6%
- Energy = 9.8%
- Consumer Discretionary = 8.9%
- Telecommunication Services = 8.5%
- Others* = 7.8%
- Utilities = 5.4%
- Industrials = 4.5%

*Including a cash weight of 1.8%

TOP 10 HOLDINGS ¹

	(%)
Taiwan Semiconductor	4.7
China Mobile	4.2
Industrial & Commercial Bank	3.9
Hon Hai Precision	3.4
PetroChina	3.3
Tencent Holdings	2.8
Hong Kong Electric Holdings	2.8
China Resources Land	2.6
AIA Group	2.5
Sun Hung Kai Properties	2.5

NOTES

¹ Unless otherwise stated, all fund portfolio figures within this factsheet are as at the end of the month shown at the top of page one. Source: Barings/Prudential.

² Performance figures are shown in US Dollars on a NAV per share basis. Performance returns have been adjusted to exclude the dilutive effects of rights issues. Please note that the use of an index is for comparative purposes only. Current Benchmark Index effective from 24th October 2011. Prior to this date the fund was shown against MSCI Zhong Hua Index. Source: Morningstar/Barings. For data sourced from Morningstar: © Morningstar, Inc. all rights reserved. The information contained herein: (1) is proprietary to Morningstar and/or its content providers; (2) may not be copied or distributed; and (3) is not warranted to be accurate, complete or timely. Neither Morningstar nor its content providers are responsible for any damages or losses arising from any use of this information.

³ The NAV price is a single price for dealing which is a mid-price. For purchases, an initial charge is added to the NAV price.

IMPORTANT INFORMATION

This document is approved and issued by Baring Asset Management Limited, authorised and regulated by the Financial Services Authority and in jurisdictions other than the UK it is provided by the appropriate Baring Asset Management company/affiliate whose name(s) and contact details are specified herein.

Before investing in the Fund, we recommend that recipients who are not professional investors contact their financial adviser. Please read the Fund's prospectus carefully before investing. The information in this document is for informational purposes and should not be construed as investment, tax, legal or other advice or recommendation or, an offer to sell or an invitation to apply for any product or service of Baring Asset Management.

An investment in the Fund involves risk. The value of any investment and any income generated may go down as well as up and is not guaranteed. Past performance is not a guide to future performance. There are additional risks associated with investments (made directly or through investment vehicles which invest) in emerging or developing markets.

We reasonably believe that the information contained herein from 3rd party sources, as quoted, is accurate as at the date of publication. This document may include forward looking statements, which are based on our current opinions, expectations and projections. We undertake no obligation to update or revise any forward looking statements. Actual results could differ materially from those anticipated in the forward looking statements.

Shares in the Fund are not available in any jurisdiction in which the offer or sale would be prohibited. The Fund is a closed-end management investment company. Closed-end fund shares, unlike open-end fund shares, are not continuously offered. After the initial public offering, shares of closed-end funds are sold on the open market through a stock exchange. Shares of closed-end funds may trade at a discount from net asset value. This characteristic is a risk separate and distinct from the risk that a closed-end fund's net asset value will decrease. The Fund cannot predict whether its shares will trade at, below or above net asset value. Accordingly, the Fund is designed primarily for long-term investors and should not be considered a vehicle for trading purposes.

Version 07/SD

GLOSSARY OF INVESTMENT TERMS

We produce a glossary to assist you in case you find any of the investment terms we've used in this factsheet unfamiliar. This is available from our website www.baring.com/uk/individualinvestors or free on request by calling +44 (0) 845 082 2479.



Baring Asset Management Limited
155 Bishopsgate
EC2M 3XY
United Kingdom

Authorised and regulated by the
Financial Services Authority

CONTACT US:
Fund Services Centre: +353 (0)1434 5046
Telephone calls may be recorded and monitored

www.greaterchinafund.com