



GREATER CHINA FUND

MARCH 2011

SUMMARY FUND OBJECTIVE

The investment objective of the Fund is to achieve long-term capital appreciation through investment principally in listed equity securities of companies operating in China (including Hong Kong). The Fund may also invest in companies in Korea, Singapore and Taiwan. Structure: US-registered closed-ended investment company. The Fund is managed by Baring Asset Management (Asia) Limited. (Please refer to the Prospectus for the full investment objective and policy.)

FUND INFORMATION ¹

Fund Manager	Agnes Deng
Fund Type	Closed-Ended Investment Company (non UCITS)
Total Fund size (Mn)	US\$434.76
Launch Date	July 1992
NAV price ³	US\$14.32
Mid-Price	US\$12.64
Discount to NAV	11.73%
Listing	New York SE
Min Investment	N/A
Min Subsequent Inv	N/A
Management Charges	1.25% on the first US\$250mn, 1.00% thereafter
Performance Fee	None
Year end	31st December
ISIN	US39167B1026
Bloomberg Code	GCH
Lipper ID	3396
Benchmark Index	MSCI Zhong Hua (since June 2000)
Morningstar Rating	★★★

MANAGER'S COMMENTS

Performance Summary

Sector selection detracted from performance in March. However, this was partially offset by positive stock selection, with gains in our preferred Information Technology, Industrials and Consumer Discretionary stocks.

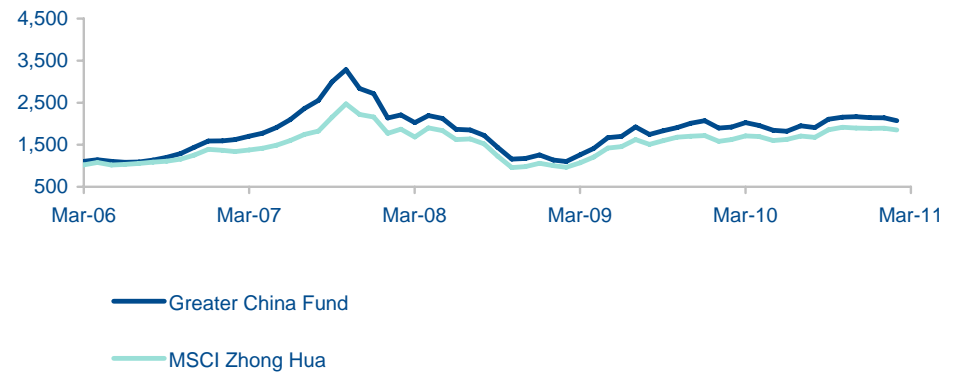
Strategy / Portfolio Positioning

We sold some selected consumer stocks post result announcement as we see limited catalysts going forward. We also reduced some technology names as we see valuation being stretched. We added some utilities name as we see valuation being attractive. We remain positive on companies in the consumer sector, which should benefit from the government's pro-consumption policies, stable demand and strong economic growth.

Market Outlook

The market rallied towards the end of March. Company results were generally better than expected. The Japan earthquake is believed to have limited impact only on certain sectors i.e. technology, auto etc. The fund will continue to target companies which can deliver sustainable growth in the coming years. We are using this period of market weakness as an opportunity to build positions in attractively valued stocks which we believe will deliver strong earnings growth in the future.

HISTORIC PERFORMANCE ² (CASH VALUE OF US\$1000)



Past performance is not a guide to future performance. The chart shown above should be viewed in conjunction with the rolling 12 month performance table below.

CALENDAR YEAR PERFORMANCE (US\$) ²

% Change	Fund	Index
2010	+3.4	+10.0
2009	+65.8	+62.0
2008	-53.7	-50.9
2007	+70.9	+55.3
2006	+81.9	+54.0

ROLLING 12 MONTH PERFORMANCE (US\$) ²

% Change	Fund
31 March 2010 - 31 March 2011	+5.9
31 March 2009 - 31 March 2010	+61.9
31 March 2008 - 31 March 2009	-37.8
31 March 2007 - 31 March 2008	+19.1
31 March 2006 - 31 March 2007	+54.1

PERFORMANCE (US\$) ²

% Change	Fund	Index
1 month	+3.6	+4.0
3 months	+0.1	+1.8
YTD	+0.1	+1.8
1 year	+5.9	+12.5

ANNUALISED PERFORMANCE (US\$) ²

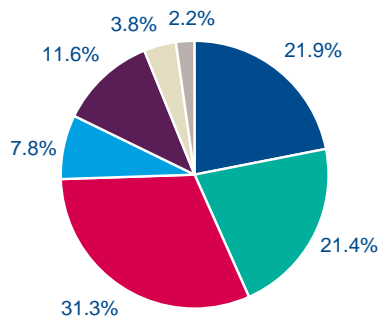
% Change	Fund	Index
3 years annualised	+2.2	+4.6
5 years annualised	+14.4	+13.5
10 years annualised	+15.8	+12.2
SI annualised	+9.3	-0.4

Ratings are subject to change.

Index return source: MSCI

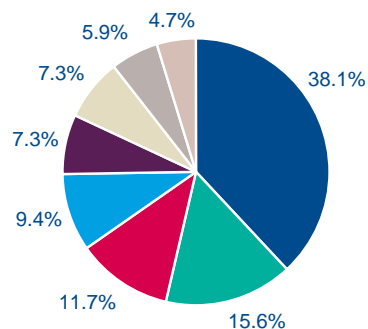
www.greaterchinafund.com

COUNTRY BREAKDOWN ¹



- H Share = 21.9%
- Red-Chips = 21.4%
- Hong Kong = 31.3%
- Taiwan = 7.8%
- Others - Listed in HK = 11.6%
- Others - Listed outside HK = 3.8%
- Cash = 2.2%

FUND BREAKDOWN ¹



- Financials = 38.1%
- Information Technology = 15.6%
- Industrials = 11.7%
- Consumer Discretionary = 9.4%
- Others* = 7.3%
- Energy = 7.3%
- Telecommunication Services = 5.9%
- Materials = 4.7%

*Including a cash weight of 2.2%

TOP 10 HOLDINGS ¹

	(%)
China Construction Bank	5.5
CNOOC	4.5
Tencent Holdings	3.4
China Mobile	3.3
Hutchison Whampoa	3.1
Industrial & Commercial Bank	2.9
Hong Kong Exchange	2.6
Sun Hung Kai Properties	2.6
Ping An Insurance (Group)	2.2
BOC Hong Kong	2.1

NOTES

¹ Unless otherwise stated, all fund portfolio figures within this factsheet are as at the end of the month shown at the top of page one. Source: Barings.

² Performance figures are shown in US Dollars on a NAV per share basis. Source: Morningstar.

For data sourced from Morningstar: © Morningstar, Inc. all rights reserved. The information contained herein: (1) is proprietary to Morningstar and/or its content providers; (2) may not be copied or distributed; and (3) is not warranted to be accurate, complete or timely. Neither Morningstar nor its content providers are responsible for any damages or losses arising from any use of this information.

³ The NAV price is a single price for dealing which is a mid-price. For purchases, an initial charge is added to the NAV price.

GLOSSARY OF INVESTMENT TERMS

We produce a glossary to assist you in case you find any of the investment terms we've used in this factsheet unfamiliar. This is available from our website www.baring.com/uk/individualinvestors or free on request by calling +44 (0) 845 082 2479.

IMPORTANT INFORMATION

This document is approved and issued by Baring Asset Management Limited, authorised and regulated by the Financial Services Authority and in jurisdictions other than the UK it is provided by the appropriate Baring Asset Management company/affiliate whose name(s) and contact details are specified herein. This is not an offer to sell or an invitation to apply for any product or service of Baring Asset Management and is by way of information only. Before investing in any product, we recommend that recipients who are not professional investors contact their financial adviser.

All relevant documents relating to the product, such as Report and Accounts and Prospectus should be read. The information in this document does not constitute investment, tax, legal or other advice or recommendation or, an offer to sell or an invitation to apply for any product or service of Baring Asset Management.

An investor should consider the investment objectives, risks, and charges and expenses of the fund carefully before investing.

Investment involves risk. The value of any investments and any income generated may go down as well as up and is not guaranteed.

Past performance is not a guide to future performance. Where yields have been quoted they are not guaranteed. Changes in rates of exchange may have an adverse effect on the value, price or income of an investment. There

are additional risks associated with investments (made directly or through investment vehicles which invest) in emerging or developing markets. Investments in higher yielding bonds issued by borrowers with lower credit ratings may result in a greater risk of default and have a negative impact on income and capital value. Income payments may constitute a return of

capital in whole or in part. Income may be achieved by foregoing future capital growth. We reasonably believe that the information contained herein from 3rd party sources, as quoted, is accurate as at the date of publication. The information and any opinions expressed herein may change at any time. This document may include internal portfolio construction guidelines.

As guidelines the fund is not required to and may not always be within these limits. These guidelines are subject to change without prior notice and are provided for information purposes only.

This document may include forward looking statements which are based on our current opinions, expectations and projections. We undertake no obligation to update or revise any forward looking statements. Actual results could differ materially from those anticipated in the forward looking statements.

Compensation arrangements under the Financial Services and Markets Act 2000 of the United Kingdom will not be available in respect of any offshore fund. Shares in the Fund are not available in any jurisdiction in which the offer or sale would be prohibited. Subscriptions will only be received and shares issued on the basis of the current Prospectus.

Version 06/SD



Baring Asset Management Limited
155 Bishopsgate
EC2M 3XY
United Kingdom

Authorised and regulated by the
Financial Services Authority

CONTACT US:
Fund Services Centre: +353 (0)1434 5046
Telephone calls may be recorded and monitored

www.greaterchinafund.com